








NEOSTAR

2P Mono-Glass Module
450W-485W

Technical Features:

-  Partial Shading Optimisation
-  Better Temperature Coefficient
-  High Temperature Restriction
-  Micro-crack Resistance
-  Higher Power
-  Lower BOS
-  More Aesthetic Values



red dot winner 2023



Product Warranty



Performance Warranty



Warranty partner

Munich RE 

Made in China

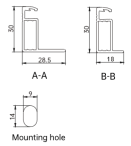
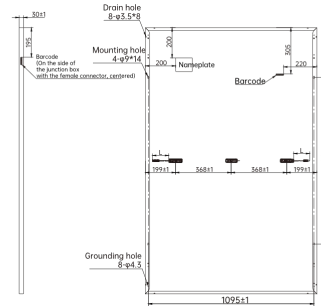

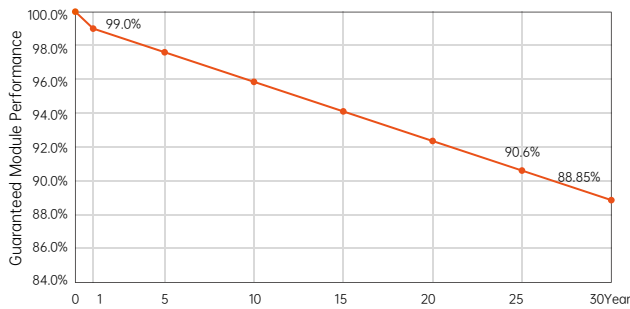
485W
Output

24.3%
Efficiency

1%
First-year Degradation

0.35%
Annual Degradation from Year 2-30

30-year Linear Performance Warranty



Tolerance
L: ±2mm
W: ±2mm
Unit: mm

Electrical Characteristics (STC: AM1.5 1000W/m ² 25°C NOCT: AM1.5 800W/m ² 20°C 1m/s)														Power Binning Tolerance: 0~ + 3%			
Module Type	AIKO-A450-MAH54Mw		AIKO-A455-MAH54Mw		AIKO-A460-MAH54Mw		AIKO-A465-MAH54Mw		AIKO-A470-MAH54Mw		AIKO-A475-MAH54Mw		AIKO-A480-MAH54Mw		AIKO-A485-MAH54Mw		
Test Conditions	STC	NOCT	STC	NOCT	STC	NOCT	STC	NOCT	STC	NOCT	STC	NOCT	STC	NOCT	STC	NOCT	
P _{max} [W]	450	339	455	343	460	346	465	350	470	354	475	358	480	361	485	365	
V _{oc} [V]	40.94	38.66	41.00	38.72	41.06	38.77	41.12	38.83	41.18	38.89	41.24	38.94	41.30	39.00	41.36	39.06	
V _{mp} [V]	34.50	32.58	34.56	32.64	34.62	32.69	34.68	32.75	34.74	32.81	34.80	32.86	34.86	32.92	34.92	32.98	
I _{sc} [A]	14.12	11.42	14.22	11.50	14.25	11.52	14.29	11.55	14.32	11.58	14.35	11.60	14.38	11.63	14.41	11.66	
I _{mp} [A]	13.05	10.41	13.17	10.51	13.29	10.61	13.41	10.71	13.54	10.80	13.66	10.90	13.78	10.99	13.90	11.09	
Module Efficiency	22.6%		22.8%		23.1%		23.3%		23.6%		23.8%		24.1%		24.3%		

Product Specification

Cell Type	N-Type BC
Glass	3.2 mm tempered glass
Frame	Black Anodized aluminum
Cable	4mm ² (IEC) 12AWG(UL) ±1200mm
No. of Cells	108(6*18)
Junction Box	IP68, 3 bypass diodes
Connector	PV-KST4-EVO2/xy_UR/PV-KBT4-EVO2/xy_UR from Staubli Electrical Connectors AG
Weight	20.6kg±3%
Dimension	1757*1134*30mm
Package Detail	37pcs per pallet / 216pcs per 20'GP / 936pcs per 40'HC

Temperature Ratings (STC)

Temperature Coefficient of I _{sc}	+ 0.05%/ °C
Temperature Coefficient of V _{oc}	- 0.22%/ °C
Temperature Coefficient of P _{max}	- 0.26%/ °C

Installation Guide

T _{ref} max	70°C
Module Operation Temperature	-40°C - +85°C
Maximum Series Fuse Rating	25A
Protection Class	Class II
P _{max} and V _{oc} and I _{sc} Measurement Tolerance	±3%
Maximum System Voltage	DC1500V
Maximum Static Loading	Front 5400Pa Back 2400Pa
Hail Test	25 mm diameter hail at 23 m/s
Fire Rating	IEC Class C



Zhejiang Aiko Solar Technology Co., Ltd.
www.aikosolar.com
marketing@aikosolar.com

*AIKO reserves right to update the specification without notice
V5.1_202412_DsDr_EN